

## Backing Overview

# AFFIX™ Hardback Tile VELCRO® Brand Tabs

Bentley's adhesive-free hook and loop system for modular carpet tile installations. Ready to install out of the box, VELCRO Brand Tabs applied to AFFIX Hardback tiles require minimal prep.

## Features

Easy in application and durable in technology, AFFIX features:

- Reusable AFFIX™ VELCRO® Brand Tabs
- Optional Adhesive-Free Application
- High Moisture Tolerant (up to 100% RH)
- Minimal Floor Prep – (See AFFIX Installation Guidelines)

A system for a more eco-friendly and convenient world.



6" VELCRO® Brand Tab, not to scale

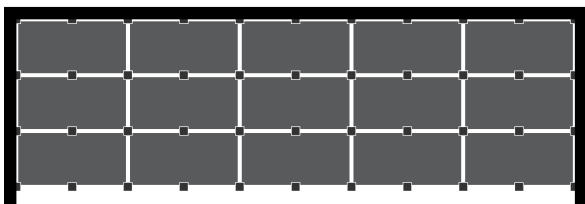
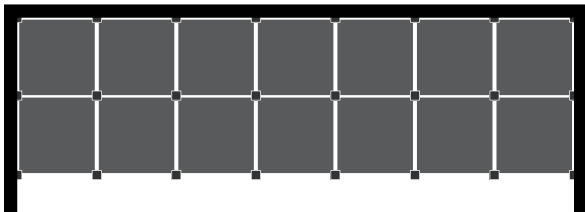


## What is AFFIX?

The Bentley AFFIX Hardback Tile backing is a hook and loop system for modular carpet tile installation. The AFFIX backing system is manufactured with a bonding stabilizer that has been specifically designed to act as the loop portion of the system. Bentley in conjunction with the Velcro Companies has designed an AFFIX VELCRO® brand square tab that acts as the hook portion of the system. With the AFFIX system, VELCRO® Brand Tabs placed specifically at the corners of the intersecting carpet tiles, the hook and loop portions engage each other to form an extremely durable lateral bond. Even though this lateral bond is strong enough to withstand heavy commercial foot traffic environments, the tiles can easily be lifted off the floor and replaced or reconfigured with very minimal effort. With the AFFIX system, VELCRO® Brand Tabs are truly adhesive-free, the tabs can be reused many times over.

## Why Do You Need AFFIX?

The AFFIX installation method creates a floating floor that eliminates the need for adhesive. Floor prep is reduced to a minimum (for further information on perimeter application, please see the AFFIX Hardback Tile Installation Guidelines). VELCRO® Brand Tabs and/or double-faced tape are shipped with the AFFIX Hardback tile shipments, which eliminates the shipping and loading of cumbersome buckets of adhesive. The AFFIX adhesive-free installation system is approved for floor moisture levels up to 100% RH.





Diagrams depict carpet tile Monolithic installations only. For other installation methods, ensure tabs are placed on all tile corners and an extra tab in the long direction of 18 in x 36 in tiles. Use half tabs at walls.

- *Wall*
- *Tab Placement*